

Scaled data based on original data using
LM-79-08 Approved Method: Electrical and Photometric Measurements of Solid-
State Lighting Products

Test Report Prepared for
Cooper Lighting Solutions
(formerly Eaton)

Brand: McGRAW-EDISON

Report Number: P228752

Luminaire Tested: **ISS-AF-350-LED-E1-RW-7060**

Issue Date: 3/3/2020

Test Information

Test Method: LM-79-08
Report Number: P228752
TEST IS SCALED FROM IESNA LM-79-08 TEST DATA (P29765)
Test Lab: INNOVATION CENTER-P2
Issue Date: 3/3/2020
Manufacturer: COOPER LIGHTING SOLUTIONS (FORMERLY EATON)
Product Line: MCGRAW-EDISON
Catalog Number: ISS-AF-350-LED-E1-RW-7060
Description: IMPACT ELITE LED QUATER SPHERE LUMINAIRE
LIGHT SQUARE WITH ACCULED OPTICS-RECTANGULAR WIDE TYPE I
Light Source: (16) 5700K CCT, 70 CRI LEDs
Ballast/Driver: ELECTRONIC DRIVER

Summary

Lumens per Lamp: N/A
Luminaire Lumens: 2380 lumens
Efficiency: N/A
Efficacy: 118.5 lumens/watt
Luminous Opening: Rectangular (W 0.5' x L: 0.5' x H: 0')
IES Classification: Type II - Medium - Full Cutoff
BUG Rating: B1 - U0 - G1

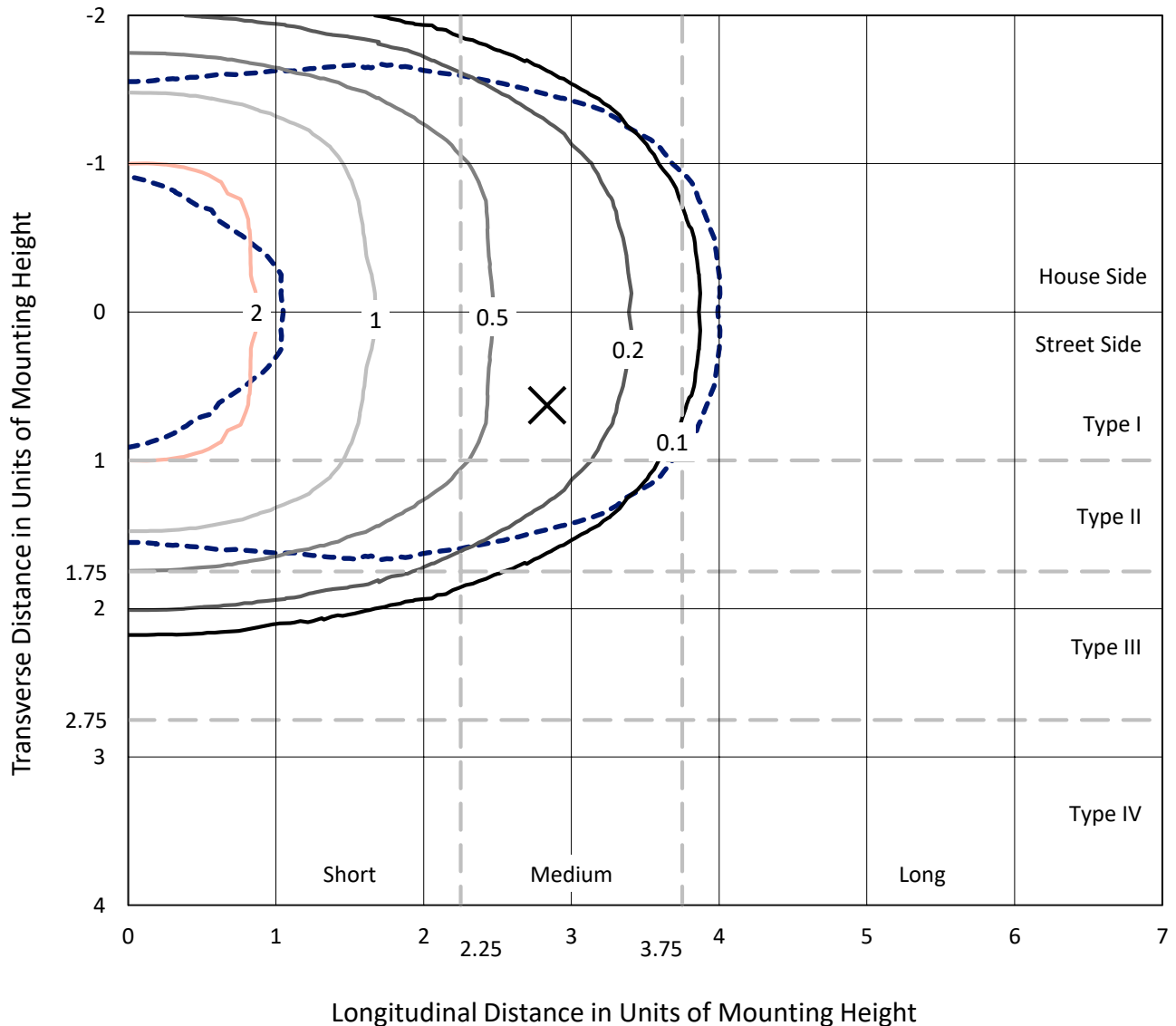
Input Watts (W): 20.09
Input Voltage (V): 120
Input Current (Ain): NR
Voltage Rise (V): NR
Power Factor: NR
Total Harmonic Distortion (THDi): NR
Frequency (hertz): 60
Stabilization Time: NR
Operation Time: NR
Ambient Temperature (°C): NR
Test Distance: 25 FT



REPORT NUMBER: P228752
 CATALOG NUMBER: ISS-AF-350-LED-E1-RW-7060

Iso-Footcandle Lines of Horizontal Illumination

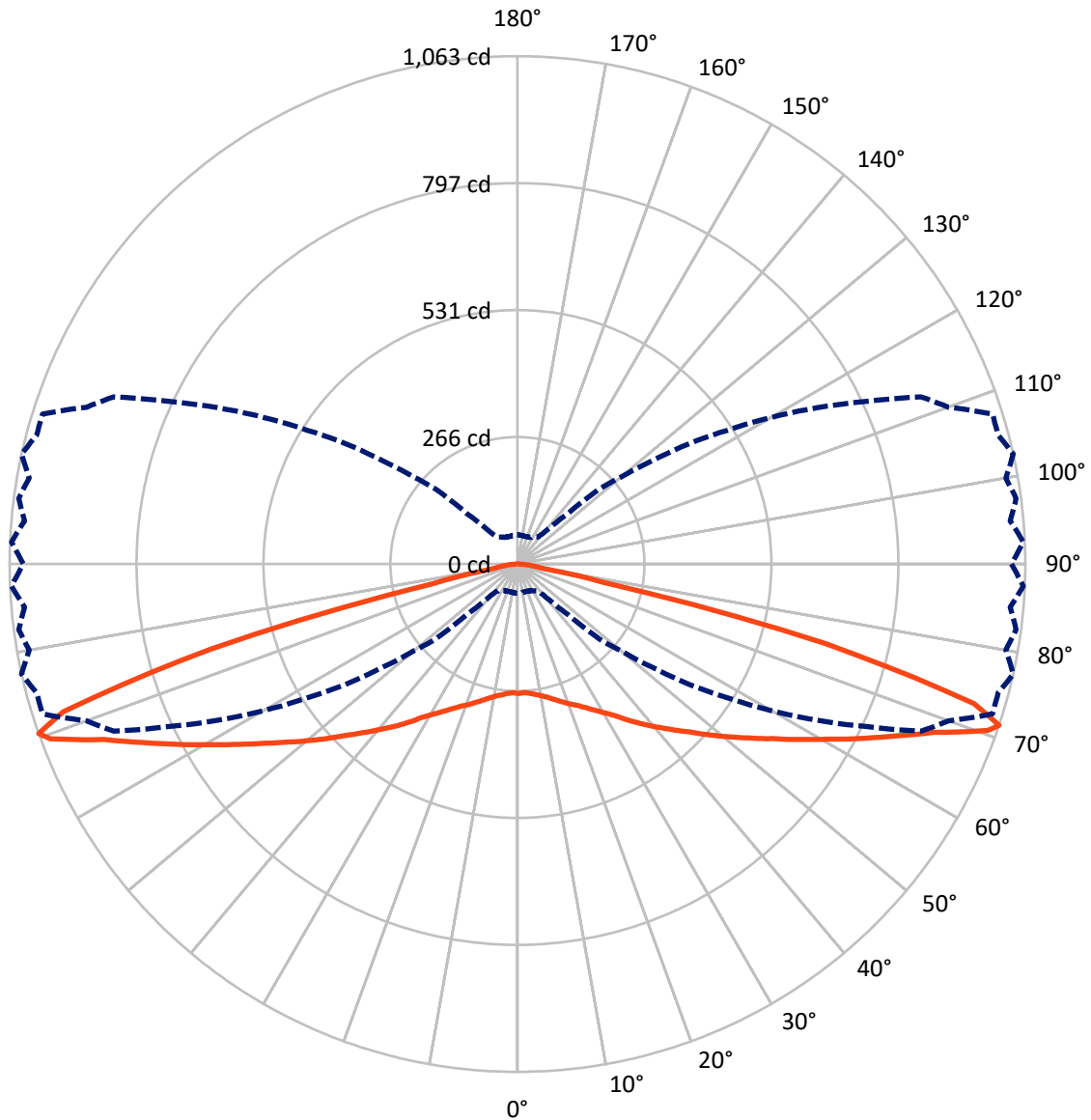
× Max cd
 - - - 1/2 Max cd



Based on 10 foot mounting height. Maximum calculated value = 2.8 fc
 Type II - Medium - Full Cutoff

REPORT NUMBER: P228752
CATALOG NUMBER: ISS-AF-350-LED-E1-RW-7060

Luminous Intensity Polar Plot



— Vertical Plane Through 77.5-Deg Lateral - - - Horizontal Cone Through 71-Deg Vertical

REPORT NUMBER: P228752

CATALOG NUMBER: ISS-AF-350-LED-E1-RW-7060

FLUX DISTRIBUTION:

		Downward	Upward	Total
House Side	Lumens	1190.0	0.0	1190.0
	% Fixture	50.0	0.0	50.0
Street Side	Lumens	1190.0	0.0	1190.0
	% Fixture	50.0	0.0	50.0
Total	Lumens	2380.0	0.0	2380.0
	% Fixture	100.0	0.0	100.0

Coefficient of Utilization

ZONAL LUMENS:

Zone	Lumens	% Fixture
0°-10°	26.2	1.1
10°-20°	81.8	3.4
20°-30°	153.1	6.4
30°-40°	266.5	11.2
40°-50°	434.8	18.3
50°-60°	600.0	25.2
60°-70°	569.2	23.9
70°-80°	234.3	9.8
80°-90°	14.2	0.6
90°-100°	0.0	0.0
100°-110°	0.0	0.0
110°-120°	0.0	0.0
120°-130°	0.0	0.0
130°-140°	0.0	0.0
140°-150°	0.0	0.0
150°-160°	0.0	0.0
160°-170°	0.0	0.0
170°-180°	0.0	0.0
0°-90°	2380.0	100.0
0°-180°	2380.0	100.0



REPORT NUMBER: P228752

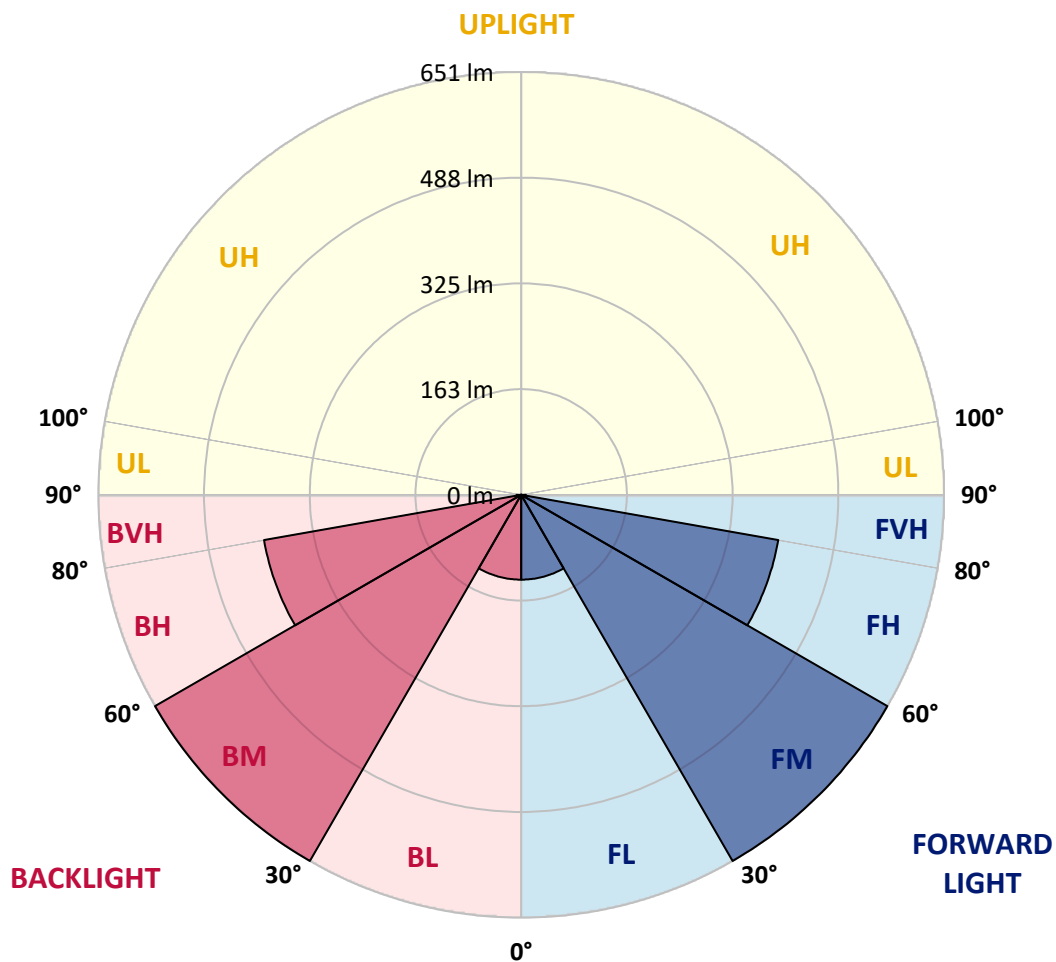
CATALOG NUMBER: ISS-AF-350-LED-E1-RW-7060

LUMINAIRE CLASSIFICATION SYSTEM LUMEN TABLE AND BUG RATING:

Zone		Lumens	% Fixture	Zone Rating/Lumen Limit		
				B	U	G
FL	(0°-30°)	130.5	5.5			
FM	(30°-60°)	650.6	27.3			
FH	(60°-80°)	401.7	16.9			G0/660
FVH	(80°-90°)	7.1	0.3			G0/10
BL	(0°-30°)	130.5	5.5	B1/500		
BM	(30°-60°)	650.6	27.3	B1/1000		
BH	(60°-80°)	401.7	16.9	B1/500		G1/500
BVH	(80°-90°)	7.1	0.3			G0/10
UL	(90°-100°)	0.0	0.0		U0/0	
UH	(100°-180°)	0.0	0.0		U0/0	

BUG Rating: B1-U0-G1

Type II Medium





REPORT NUMBER: P228752

CATALOG NUMBER: ISS-AF-350-LED-E1-RW-7060

CANDELA DISTRIBUTION (FULL):

	0°	5°	15°	25°	35°	37.5°	40°	42.5°	45°	47.5°	50°
0°	271.0	271.0	271.0	271.0	271.0	271.0	271.0	271.0	271.0	271.0	271.0
2.5°	270.2	269.4	270.2	270.2	271.0	271.0	271.0	271.0	270.2	271.8	271.8
5°	270.2	270.2	271.0	271.0	272.6	274.2	271.8	272.6	273.4	272.6	274.2
7.5°	270.2	270.2	270.2	271.8	274.2	275.7	274.2	274.9	276.5	276.5	278.1
10°	267.9	267.1	268.6	271.8	275.7	278.1	277.3	280.5	279.7	280.5	282.0
12.5°	263.9	263.9	267.1	271.8	278.9	280.5	281.2	282.8	285.2	284.4	286.8
15°	264.7	265.5	268.6	274.9	283.6	285.2	286.0	286.0	289.9	288.3	293.1
17.5°	270.2	271.0	274.2	280.5	290.7	290.7	291.5	293.1	298.6	295.4	301.7
20°	278.9	279.7	282.8	289.9	299.4	298.6	300.2	301.7	308.8	305.7	312.0
22.5°	289.1	290.7	294.6	302.5	312.8	308.0	311.2	314.3	321.4	315.9	324.6
25°	303.3	305.7	309.6	318.3	329.3	323.8	326.9	329.3	337.2	329.3	338.0
27.5°	323.8	325.4	328.5	338.0	347.4	343.5	345.1	346.6	356.1	347.4	356.9
30°	348.2	350.6	353.7	362.4	371.8	365.5	368.7	370.3	378.1	369.5	377.4
32.5°	378.9	381.3	385.2	393.1	401.0	391.5	392.3	394.7	402.6	393.9	402.6
35°	415.2	416.7	422.3	431.7	437.2	422.3	423.1	423.1	433.3	421.5	430.9
37.5°	453.0	454.6	460.9	470.3	476.6	460.1	460.1	460.9	470.3	456.9	465.6
40°	492.4	497.1	504.2	513.6	518.4	499.5	501.0	500.3	511.3	495.5	504.2
42.5°	531.8	535.7	545.9	557.0	562.5	543.6	544.4	542.0	553.0	536.5	543.6
45°	565.6	568.8	581.4	597.2	605.8	586.1	586.1	586.1	597.2	576.7	585.3
47.5°	593.2	595.6	609.0	631.8	646.0	626.3	627.9	624.7	641.3	616.1	627.9
50°	612.9	613.7	631.0	657.0	681.5	663.3	665.7	667.3	683.0	661.0	671.2
52.5°	619.2	620.8	640.5	672.0	707.4	695.6	704.3	707.4	721.6	698.0	712.2
55°	597.2	601.1	631.0	677.5	725.6	721.6	731.9	738.2	756.3	736.6	751.6
57.5°	523.1	527.8	569.6	646.0	729.5	735.8	750.0	760.2	786.2	774.4	791.0
60°	417.5	421.5	464.0	556.2	679.9	718.5	750.8	779.9	806.7	809.1	830.3
62.5°	286.8	292.3	333.2	421.5	571.9	623.2	669.6	717.7	762.6	817.0	844.5
65°	140.2	143.4	178.0	263.1	419.9	485.3	539.6	607.4	649.2	727.1	772.0
67.5°	77.2	77.2	82.7	109.5	224.5	289.1	347.4	432.5	475.0	571.2	628.7
70°	64.6	64.6	63.0	67.0	85.1	100.8	130.8	179.6	238.7	335.6	387.6
71°	61.4	60.7	59.9	61.4	68.5	71.7	84.3	110.3	149.7	231.6	282.8
72.5°	57.5	55.9	53.6	54.4	58.3	58.3	60.7	64.6	79.6	108.7	145.7
75°	49.6	48.1	45.7	45.7	46.5	47.3	48.1	49.6	50.4	52.0	58.3
77.5°	41.0	39.4	37.0	37.0	36.2	37.0	38.6	39.4	37.8	41.0	41.8
80°	31.5	29.1	28.4	28.4	27.6	26.8	26.8	26.8	27.6	29.1	29.9
82.5°	19.7	18.1	18.9	18.1	17.3	17.3	17.3	17.3	18.1	18.1	19.7
85°	9.5	9.5	10.2	9.5	7.9	7.9	7.1	6.3	7.1	6.3	7.9
87.5°	0.0	0.0	0.0	0.0	0.0	0.0	0.0	0.0	0.0	0.0	0.8
90°	0.0	0.0	0.0	0.0	0.0	0.0	0.0	0.0	0.0	0.0	0.0



REPORT NUMBER: P228752

CATALOG NUMBER: ISS-AF-350-LED-E1-RW-7060

CANDELA DISTRIBUTION (continued):

	52.5°	55°	57.5°	60°	62.5°	65°	67.5°	70°	72.5°	75°	77.5°
0°	271.0	271.0	271.0	271.0	271.0	271.0	271.0	271.0	271.0	271.0	271.0
2.5°	269.4	271.0	270.2	271.0	269.4	271.0	268.6	271.0	270.2	271.0	269.4
5°	271.8	274.2	271.8	274.9	271.8	274.9	271.8	274.9	272.6	274.9	271.8
7.5°	274.2	278.9	275.7	279.7	275.7	280.5	275.7	280.5	277.3	281.2	275.7
10°	278.9	284.4	279.7	284.4	279.7	285.2	279.7	286.0	281.2	287.5	280.5
12.5°	282.8	289.1	284.4	290.7	283.6	292.3	285.2	294.6	286.8	296.2	286.8
15°	288.3	296.2	291.5	298.6	291.5	300.9	292.3	303.3	294.6	304.9	294.6
17.5°	296.2	304.9	298.6	307.2	299.4	309.6	300.2	312.0	303.3	313.5	303.3
20°	307.2	314.3	308.0	317.5	308.8	318.3	310.4	319.8	312.8	322.2	312.8
22.5°	319.8	326.2	321.4	326.9	319.1	326.9	319.1	326.9	321.4	329.3	321.4
25°	334.0	338.8	333.2	338.8	331.7	338.0	330.9	337.2	331.7	338.8	333.2
27.5°	352.9	355.3	349.0	353.7	345.1	351.4	343.5	349.8	344.3	350.6	346.6
30°	373.4	375.8	369.5	372.6	363.2	367.1	358.5	364.0	359.2	364.0	361.6
32.5°	396.3	399.4	392.3	393.9	386.0	386.8	379.7	382.1	378.1	379.7	378.9
35°	422.3	426.2	418.3	420.7	412.0	412.0	405.7	404.9	403.4	401.8	401.8
37.5°	455.4	456.9	450.6	450.6	440.4	440.4	432.5	432.5	429.4	426.2	424.6
40°	491.6	492.4	482.1	481.3	471.1	471.1	462.4	460.1	454.6	450.6	448.3
42.5°	530.2	529.4	514.4	516.0	501.0	501.8	490.8	488.4	482.9	478.2	473.5
45°	569.6	566.4	551.5	550.7	533.3	534.1	520.7	519.2	511.3	506.6	501.0
47.5°	609.8	608.2	591.6	587.7	569.6	568.8	551.5	551.5	543.6	538.9	533.3
50°	651.5	650.7	631.8	629.5	610.5	607.4	586.9	586.9	577.5	575.9	568.0
52.5°	697.2	694.1	673.6	672.8	654.7	652.3	630.2	628.7	614.5	613.7	605.0
55°	742.1	736.6	723.2	716.9	698.8	698.0	678.3	674.4	656.2	656.2	645.2
57.5°	783.1	778.4	767.3	761.8	744.5	742.1	720.8	720.8	705.1	704.3	692.5
60°	825.6	827.2	815.4	813.0	796.5	795.7	774.4	774.4	758.7	757.9	744.5
62.5°	861.9	877.6	872.9	874.5	860.3	857.9	836.6	835.1	817.0	814.6	803.6
65°	826.4	881.6	917.0	940.6	939.1	938.3	917.8	914.6	891.8	885.5	867.4
67.5°	694.1	765.7	830.3	901.2	953.2	992.6	1004.5	999.7	980.0	961.9	939.9
70°	464.8	547.5	629.5	717.7	806.7	893.4	982.4	1021.0	1062.0	1047.8	1043.8
71°	353.7	438.8	520.7	613.7	708.2	804.3	913.9	959.5	1042.3	1041.5	1062.7
72.5°	199.3	274.9	362.4	443.5	532.6	631.8	744.5	794.9	913.9	937.5	998.9
75°	63.8	87.4	115.8	182.8	237.9	328.5	412.0	462.4	541.2	580.6	666.5
77.5°	42.5	47.3	48.8	56.7	63.8	90.6	122.9	150.5	165.4	173.3	182.0
80°	30.7	33.1	34.7	38.6	39.4	44.1	44.1	48.8	48.1	51.2	48.8
82.5°	19.7	22.1	22.8	24.4	25.2	28.4	29.9	33.1	33.1	34.7	33.9
85°	9.5	11.0	11.0	12.6	12.6	15.0	15.0	17.3	17.3	19.7	18.9
87.5°	0.8	0.8	0.8	1.6	1.6	1.6	2.4	3.2	3.2	3.2	3.2
90°	0.0	0.0	0.0	0.0	0.0	0.0	0.0	0.0	0.0	0.0	0.0



REPORT NUMBER: P228752

CATALOG NUMBER: ISS-AF-350-LED-E1-RW-7060

CANDELA DISTRIBUTION (continued):

	80°	82.5°	85°	87.5°	90°
0°	271.0	271.0	271.0	271.0	271.0
2.5°	271.8	271.0	271.8	270.2	271.8
5°	275.7	272.6	276.5	272.6	276.5
7.5°	282.0	278.1	282.8	276.5	282.0
10°	287.5	282.0	288.3	282.0	287.5
12.5°	297.0	288.3	298.6	288.3	298.6
15°	306.5	296.2	308.8	297.8	308.0
17.5°	315.1	305.7	317.5	306.5	316.7
20°	323.0	314.3	324.6	313.5	324.6
22.5°	330.9	325.4	333.2	325.4	333.2
25°	341.1	337.2	342.7	337.2	342.7
27.5°	352.9	351.4	354.5	350.6	355.3
30°	366.3	367.1	367.9	367.1	368.7
32.5°	382.9	386.8	385.2	385.2	385.2
35°	405.7	412.8	408.1	409.7	408.9
37.5°	427.0	437.2	430.9	433.3	431.7
40°	450.6	457.7	456.1	456.1	454.6
42.5°	476.6	485.3	482.9	483.7	482.1
45°	505.0	512.9	509.7	508.9	509.7
47.5°	537.3	545.9	542.0	541.2	542.0
50°	571.2	581.4	578.2	576.7	578.2
52.5°	608.2	620.8	619.2	617.6	620.0
55°	651.5	663.3	661.8	663.3	664.1
57.5°	694.8	708.2	705.1	709.0	710.6
60°	749.2	757.1	757.9	758.7	759.4
62.5°	804.3	807.5	809.9	812.2	813.0
65°	868.2	868.9	870.5	868.2	870.5
67.5°	929.6	924.1	923.3	925.7	927.2
70°	1024.9	1024.9	1017.1	1028.1	1018.6
71°	1037.5	1052.5	1035.2	1059.6	1033.6
72.5°	976.1	1003.7	984.0	1006.0	980.0
75°	679.1	742.9	742.1	773.6	748.4
77.5°	188.3	176.5	188.3	162.3	155.2
80°	51.2	46.5	50.4	42.5	48.1
82.5°	33.9	29.1	28.4	22.8	24.4
85°	19.7	15.0	15.0	11.8	12.6
87.5°	3.2	0.8	3.2	1.6	2.4
90°	0.0	0.0	0.0	0.0	0.0

(END OF REPORT)